

This chapter provides information on the City’s existing community services. This Chapter includes the following sections:

- Schools
- Recreation and Parks
- Library Services

4.1 SCHOOLS

This section describes existing school facilities, education programs, and planned improvements within the City of Inglewood. Information from this section is based upon the Education Data Partnership website, the State Allocation Board website, the California Department of Education and Office of Public School Construction websites, and the Inglewood Unified School District Departments of Educational Services, Special Education, and Business Services.

■ Existing Conditions

Schools

Within Inglewood, there are 13 public elementary schools and six secondary schools. In addition, there is one preschool center with an approximate enrollment of 300 students and a community adult school with approximately 8,000 students. The School District headquarters are located at 401 S. Inglewood Avenue within Inglewood. Figure 4.1-1 identifies Inglewood Unified School District school locations, as well as private schools and charter schools located within the City, and corresponds to Table 4.1-1, which lists existing public schools and their associated enrollments and capacities as of the 2005/06 school year.

The Inglewood Unified School District (IUSD) served approximately 16,164 public school students in kindergarten through 12th grade from the cities of Inglewood and the unincorporated area of Ladera Heights during the 2005/06 school year, as depicted in Table 4.1-1³⁹. This represents approximately 84 percent of the total capacity. Only three of the 20 schools in the District exceeded capacity, including Beulah Payne Elementary School (104 percent), Hillcrest Continuation High School (115 percent), and City Honors High School (107 percent). Many of the elementary schools within Inglewood are operated on a year-round schedule and use “relocatable” classrooms in order to reduce the effects of overcrowding. However, beginning in the 2006/07 school year, all schools in the District will operate on a traditional calendar.⁴⁰

³⁹ Sage Institute, 2006. Inglewood Unified School District CBED Enrollments 2005-06. 2005

⁴⁰ Sage Institute, 2006. Inglewood Unified School District CBED Enrollments 2005-06.

In accordance with the IUSD’s philosophy of equal educational opportunities for all students, school enrollments is to be capped at a level that the school facilities and classrooms can provide the District’s authorized educational program.

Within IUSD boundaries, there are four charter schools. Charter schools are independent public schools designed and operated by educators, parents, community leaders, educational entrepreneurs, etc. In California, charter schools receive state and local funding on a per student allotment. Included in Table 4.1-1 is a list of the charter schools and their associated enrollments. There are also two new charter schools planned for development in the City, including one high school and one elementary school.⁴¹

Table 4.1-1 Public Schools Operated by the Inglewood Unified School District					
<i>Map No.</i>	<i>School</i>	<i>Grades</i>	<i>Capacity</i>	<i>Enrollment 2005/06</i>	<i>Percent of Capacity</i>
Elementary Schools					
1	Beulah Payne Elementary School (YR) 215 West 94 th Street	K–5	763*	797	104%
2	Centinela Elementary School (YR) 1123 Marlborough Avenue	K–6	1,195*	1,036	87%
3	Clyde Woodworth Elementary School (YR) 3200 W. 104 th Street	K–5	1,100*	760	69%
4	Daniel Freeman Elementary School (TS) 2602 West 79 th Street	K–6	478	400	84%
5	Frank D. Parent Elementary School (TS) 5345 West 64 th Street	K–8	814	743	91%
6	Highland Elementary School (TS) 430 Venice Way	K–5	851	763	90%
7	W. Claude Hudnall Elementary School (YR) 331 W. Olive Street	K–5	557*	467	84%
8	Bennett/Kew Elementary School (TS) 11710 South Cherry Avenue	K–5	859	784	91%
9	William H. Kelso Elementary School (YR) 809 E. Kelso Street	K–5	970*	789	81%
10	La Tijera Elementary School (TS) 1415 N. La Tijera Boulevard	K–8	893	793	89%
11	Oak Street Elementary School (YR) 633 S. Oak Street	K–5	1,069*	806	75%
12	Warren Lane Elementary School (TS) 9335 S. 8 th Avenue	K–8	1,000	881	88%
13	Worthington Elementary School (YR) 11101 S. Yukon Avenue	K–5	1,038*	776	75%
Totals			11,587	9,795	84.5%

⁴¹ Vail, Jennifer, 2006. Sage Institute, Incorporated. Personal communication. 4 August.

Table 4.1-1 Public Schools Operated by the Inglewood Unified School District

Map No.	School	Grades	Capacity	Enrollment 2005/06	Percent of Capacity
Middle Schools					
14	Crozier Middle School (YR) 151 N. Grevillea Avenue	6–8	1,358*	1,147	84%
15	Albert F. Monroe Middle School (TS) 10711 South 10th Avenue	6–8	1,566	1,186	76%
Totals			2,924	2,333	79.8%
High Schools					
16	Hillcrest Continuation High School (TS) 441 Hillcrest Street	9–12	256	295	115%
17	Inglewood High School (TS) 231 South Grevillea Avenue	9–12	2,262	1,949	86%
18	Morningside High School (TS) 10500 S. Yukon Avenue	9–12	2,040	1,535	75%
19	City Honors High (TS) 555 W. Kelson Street	9–12	240	257	107%
Totals			4,798	4,036	84.1%
Adult Schools					
20	Inglewood Community Adult School 106 E. Manchester Blvd., Suite #350				
Los Angeles Unified School District					
21	Century Park Elementary School (TS) 10935 South Spinning Ave.	K–5	865	705	81%**
Charter Schools					
22	Wilder's Preparatory Academy Charter 336 E. Spruce Avenue 830 N. La Brea Avenue	K 1–8		466	
23	Century Community Charter School 901 S. Maple Street	6–7		264	
24	Animo Leadership High Charter School 1071 West Arbor Vitae Street	9–12		511	
25	Animo Inglewood High Charter School 3425 Manchester Boulevard	9–12		523	
Totals				1,764	

SOURCE: Sage Institute Inc., 2006. Inglewood Unified School District CBED Enrollment/Capacities by School Site.

* Capacity for MTYRE used for year round scheduled schools

** SOURCE: California Department of Education

(<http://data1.cde.ca.gov/dataquest/ASPGraph1.asp?cYear=2005-06&Level=School&cName=CENTURY^PARK^ELEMENTARY^^^^^^^^&cCode=6016414&dCode=1964733>)

YR = year round TS = traditional schedule

All schools will operate on a Traditional Calendar in 2006-07

Private Schools in Inglewood

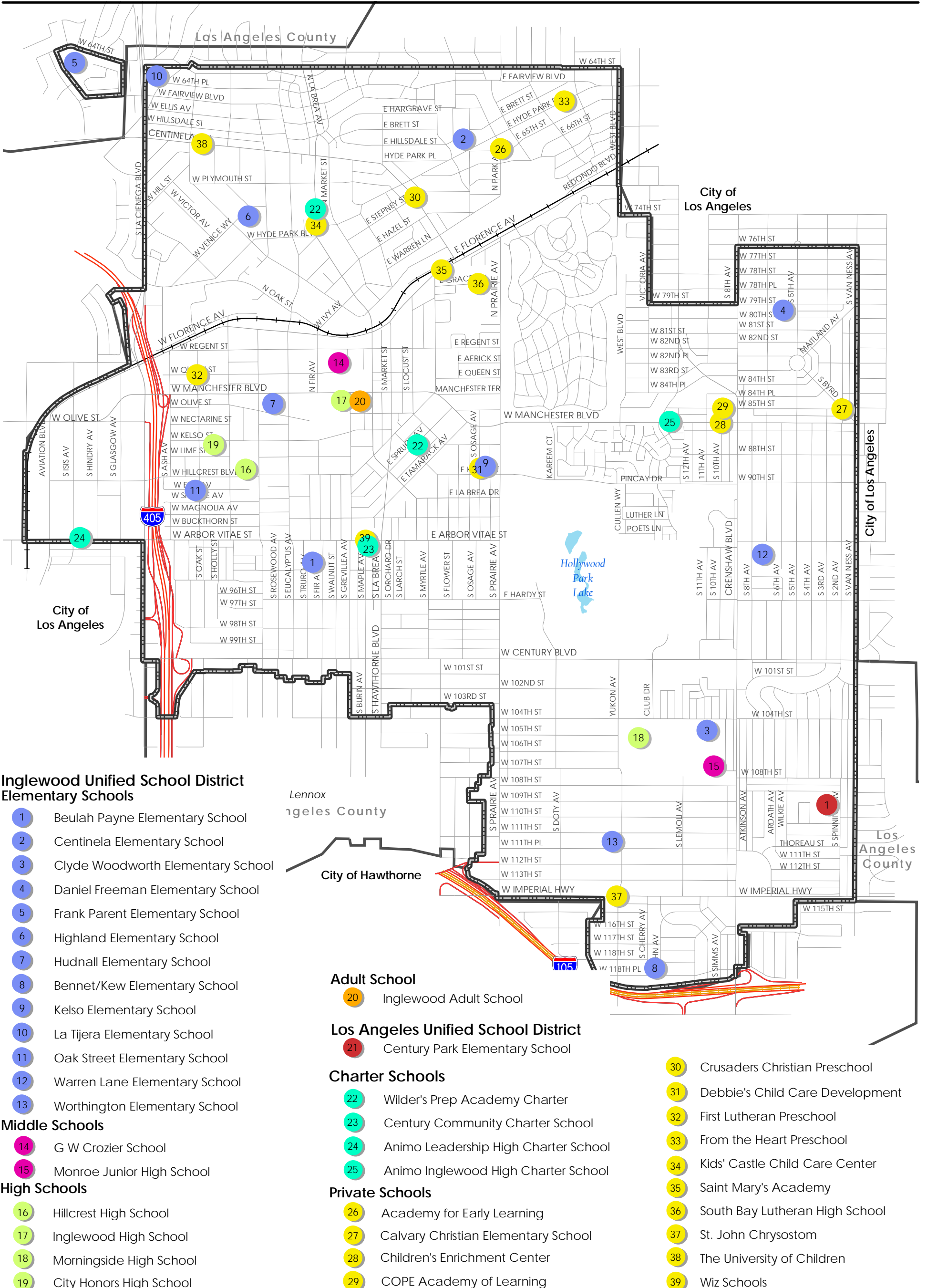
According to the California Department of Education, there are 14 private schools located within the City⁴². Private schools offer a range of educational opportunities for their students, ranging from pre-school and kindergarten care all the way through high school. Most private schools charge tuition, set their own admission standards, curriculum and graduation requirements, with an emphasis on preparing its graduates for college. Some, but not all private schools are affiliated with various religious groups. Table 4.1-2 lists the private schools located within Inglewood, and the grade range that they serve.

The Los Angeles Unified School District operates one school within the City of Inglewood, Century Park Elementary School. This elementary school serves students that reside within the City, but is operated and under the control of the Los Angeles Unified School District.

<i>Map No.</i>	<i>School Name</i>	<i>Address</i>	<i>Grades</i>
26	Academy for Early Learning	1014–1020 N. Park Ave.	Daycare: PK–K
27	Calvary Christian Elementary	2400 West 85th St.	Grades: K–8
28	Children's Enrichment Center	3209 West Manchester Blvd.	Daycare: PK–2
29	COPE Academy of Learning & People	3320 W. 85th St	Grades: K–9
30	Crusaders Christian Pre-School & Kindergarten	601 Centinela Ave.	Daycare: PK–K
31	Debbie's Child Care Development	521 South Osage Ave.	Daycare: PK–K
32	First Lutheran Preschool	600 West Queen St.	Daycare: PK–K
33	From the Heart Preschool	1061 E. Hyde Park Blvd.	Daycare: PK–K
34	Kids' Castle Child Care Center	745 North La Brea Ave.	Daycare: PK–K
35	Saint Mary's Academy	701 Grace Ave	Grades: 9–12
36	South Bay Lutheran High School	3600 West Imperial Highway	Grades: 7–12
37	St. John Chrysostom Elementary School	530 East Florence Ave.	Grades: K–8
38	The University of Children	1512 Centinela Ave.	Grades: PK–3
39	Wiz Schools	121 West Arbor Vitae	Grades: PK–3

SOURCE: California Private School Directory (<http://www.cde.ca.gov>) Accessed March 13, 2006.

⁴² California Department of Education, 2006. Website: <http://www.cde.ca.gov/re/sd/results.asp?Nocache=4%2F12%2F2006+8%3A56%3A51+AM>, accessed March 20, 2006.



Source: City of Inglewood, February 2006,
California Private School Directory (<http://www.cde.ca.gov>), March 16, 2006
Date: August 8, 2006
N:\GISProjects\Inglewood-11146\schools.mxd




Figure 4.1-1

Educational Programs

The Curriculum Guide Blue Print is the Inglewood Unified School District's comprehensive guide for implementing the California Department of Education Content Standards. The Curriculum Guide Blue Print is designed to clearly define what is to be taught within each subject matter and at each grade level. Each component is a building block in constructing a sequential, coherent, comprehensive and balanced educational program. The layout of the Curriculum Guide Blue Print allows teachers to readily review the content standards. The subjects are arranged in alphabetical order, as follows: English-Language Arts, English Language Development, Health, History/Social Science, Mathematics, Physical Education, Science, Visual and Performing Arts, and Vocational Education. With the exception of Vocational Education, each subject matter is further subdivided by grade spans (K–2, 3–5, 6–8, and 9–12).

Consistent with the California Content standards and the California Frameworks, each strand or major theme is clearly indicated across the grade span. The organization of the Curriculum Guide Blue Print mirrors the organization of the California Department of Education documents as much as possible so as to facilitate cross-referencing for the user.⁴³

Gifted and Talented Education (GATE)

The number of identified GATE students within the Inglewood Unified School District has increased from 895 in the 2003/04 school year to 942 in the 2004/05 school year⁴⁴. This increase is due to the District's heightening attention to the screening and identification process. The students in the GATE program are serviced through enrichment activities, cluster grouping, and accelerated classes. School site facilitators ensure the identification and differentiated instruction of GATE students.⁴⁵

UCLA/National Center for Research on Evaluation, Standards, and Student Testing (CRESST)

The University of California, Los Angeles (UCLA) has partnered with the National Center for Research on Evaluation, Standards, and Student Testing (CRESST) to develop rigorous, standards-based performance assignments in English/Language Arts and Mathematics for students grades 4 through 11. These assignments measure the deep understanding and complex skills as represented in the California standards. The CRESST mission focuses on the assessment of educational quality, addressing persistent problems in the design and use of assessment systems to serve multiple purposes. The prime focus of the English/Language Arts segment of the program is the Inglewood

⁴³ Inglewood Unified School District. 2006. <http://inglewood.k12.ca.us/Curriculum-Staff-Development-and-Categorical-Programs.htm>. accessed March 15.

⁴⁴ Inglewood Unified School District, 2005. *Status Report on Board and Superintendent Goals*, January 26.

⁴⁵ Inglewood Unified School District. 2006. <http://inglewood.k12.ca.us/Curriculum-Staff-Development-and-Categorical-Programs.htm>. accessed March 15.

Language Arts Performance Assignment (ILAP). The ILAP assignments are designed to achieve grade appropriate reading comprehension, literary response and analysis and writing APPLICATIONS standards. The Inglewood Mathematics Performance Assignment (IMAP) focuses primarily on grade appropriate number sense and mathematical reasoning standards in grades 4 through 6 and on Geometry and Algebra standards in later grades.⁴⁶

Special Education

The Special Education Department provides services to students who qualify as individuals with exceptional needs. The Inglewood Unified School District (IUSD) is required by the State of California and the federal government to serve these students in specially designed classrooms with teachers who are credentialed in the appropriate special education areas. Special education services offered within IUSD schools include the following classroom settings⁴⁷:

- *Resource Specialist Program (RSP)*—Students who experience learning difficulties in one or more subject areas (as measured by formal assessments and identified in their IEP's) are part of the Resource Specialist Program (RSP). These students attend general education classes and are taught by credentialed special education teachers in the deficit subject area. There are RSP programs at all Inglewood schools.
- *Special Day Class (SDC)*—Students who are learning handicapped or have other handicapping conditions are taught in Special Day Class (SDC) and can be mainstreamed into general education as specified by their Individualized Education Plan (IEP). There are SDC classes at all Inglewood schools.
- *Severely Handicapped (SH)* students are developmentally delayed as measured by formal assessments and identified in their IEP's. Their delays range from mild to severe. They are usually taught in an SH classroom. The Inglewood Unified School District has Severely Handicapped programs at the Child Development Center (pre-K), Daniel Freeman Elementary School, Woodworth Elementary School, Monroe Middle School, and Morningside High School.

Other types of Special Education services are offered to students with the following handicapping conditions: Severely Emotionally disturbed, Emotionally disturbed, Blind, Deaf, Multiple Handicaps, Autism, and Attention Deficit Hyperactive Disorder (ADHD). These students are served in IUSD schools, LACOE schools, or Southwest SELPA schools. If the student's condition is of such severity that IUSD cannot serve them in the above schools, the student may be referred to a nonpublic school.

⁴⁶ Ibid.

⁴⁷ Inglewood Unified School District. 2006. <http://inglewood.k12.ca.us/Departments/Instructional-Services-Division/Special-Education/special-education-department.htm>. accessed March 15.

Inglewood Community Adult School

The Inglewood Community Adult School, is dedicated to promoting students' success through quality service and excellence by providing learning opportunities for adult learners.

Inglewood Community Adult School offers a variety of classes including English as a Second Language (ESL), word processing, high school diploma subjects, conversational Spanish, older adult subjects, computer technology, secretarial sciences, vocational education courses, and cosmetology. Classes are offered at more than 15 locations throughout the city.⁴⁸

Planned Improvements

The following is a list of recent and proposed improvements to the schools of the Inglewood Unified School District. Staff is also working on Modernization Applications, Modernization Reimbursements, Facility Hardship and other financial resources which may be used to augment Measure K Projects (Measure K described under Regulatory Setting of this Section). The long-term plan is to replace the one-story classroom facilities with two-story buildings on each school site except for kindergarden sites, in order to create more open space for play areas on the ground and improve school sites.⁴⁹ As school enrollment declines, however, so does the amount of money the school district can receive from the State towards construction. In 2005, the decline in enrollment resulted in a \$28 million loss in eligibility for State matching funds to supplement elementary school projects. Details of the planned improvements for each area are described below.⁵⁰ Currently there are no plans for new school construction within the City at this time.

- The District is completing a State Facility Hardship application for replacement for Crozier Middle School. New construction at Crozier Middle School will result in a two-story, six-building complex containing 44 classrooms, science and art labs, a gymnasium, an administration building, a library/multimedia center, a cafeteria-style kitchen, an amphitheater, a covered lunch shelter, and sports fields. The new school is designed for 1,300 students, grades 6–8.
- A new building for the consolidated offices at Morningside High School, including a parent conference room, was completed in winter of 2006.
- Construction plans for Highland Elementary School include a new, two-story, 29-classroom building with a new playground. The administration building will also be modernized as a part of the improvement project. Construction began in winter of 2006.

⁴⁸ Inglewood Unified School District. 2006. <http://www.iusd.net/schools/adult-school/index.htm>. Accessed March 15.

⁴⁹ Vail, Jennifer, 2006. Sage Institute Inc. Personal communication. 4 August.

⁵⁰ Inglewood Unified School District. 2006. <http://iusd.net/Departments/Business-Services-Division/Measure-K/MeasureK/Projects/index.htm>, accessed March 13.

- Monroe Middle School serves students in grades 6 to 8. A proposal to construct a new two-story facility, which would include a gymnasium with locker rooms and a stage, a kitchen and amphitheater-style lunch area, and three classrooms on the second floor was presented to the Board of Education in June 2005.
- Warren Lane Elementary School serves students in grades K–8. A proposal for the use of new construction on the eastern side of the site to divide the current campus into two sections: a K–5 campus on the 6th Street side and a 6–8 campus on the 8th Street side of the site. The proposed new construction includes a new two-story 14-classroom building, four new labs, a library, a gymnasium, a kitchen, and an administration facility.
- La Tijera Elementary School serves students in grades K–8. The District has been approved through the State Facility Hardship Program to replace La Tijera Elementary School as the school has several structurally compromised and abandoned buildings. The IUSD plans to complete the La Tijera project using funds from Measure K, Faculty Hardship funds and the State of California.
- Hudnall Elementary School currently serves students in grades K–6. Expansion plans for Hudnall Elementary School include a new two story, 12-classroom building. The administration building will be modernized, the portable classrooms removed, and the playground resurfaced as a part of the project. The anticipated start date for construction is spring of 2006.
- Beulah Payne Elementary School currently serves students in grades K–6. Construction plans for Payne Elementary School include a new two-story, 15-classroom building. The school will also undergo modernization upgrades, 10 portable classrooms will be removed, and the playground will be resurfaced as part of the project. The anticipated start date for construction is summer of 2006.

Enrollment Projections

Table 4.1-3 below provides existing and projected enrollments through 2010/11. Existing and projected enrollments include the four charter schools within District boundaries, described above. As shown in the table, IUSD, including the charter schools, is experiencing a decline in attendance district wide at the elementary school level. This decline, according to the District, may be due in part to the economy, and correlates with population cohorts as opposed to birth rates.⁵¹ Projections in the table are based on internal growth only, however, and do not include growth from new residential construction in the City. Due to the future development expected to occur in the Renaissance Home development and Hollywood Park area, District enrollment levels are expected to increase with the increase in population⁵². For each new residential development project in the City, state law requires developers to pay a statutory school facilities fee to the City of Inglewood, which would be distributed to the District. Payment of the fee would assist the District in expanding the necessary school facilities or services, as necessary, to accommodate increased enrollment.

⁵¹ Vail, Jennifer, 2006. Sage Institute Inc. Personal communication. 4 August.

⁵² Inglewood Unified School District, 2005. Bard Summit on the Measure K Construction Program and State Eligibility, February 26.

**Table 4.1-3 Inglewood Unified School District Alternative Enrollment Projections
Based on Adjusted Matriculation October 2005 (CBEDs)
K–12 Enrollments within District Boundaries**

Grade Level	CBED Enrollment Data ⁴				Matriculated Enrollment Projections ^{1,2,3,4}				
	02/03	03/04	04/05	05/06	06/07	07/08	08/09	09/10	10/11
Grade K	1,362	1,421	1,255	1,155	1,163	1,171	1,179	1,188	1,196
Grade 1 ¹	1,641	1,583	1,561	1,402	1,326	1,322	1,332	1,341	1,350
Grade 2	1,552	1,569	1,450	1,439	1,412	1,336	1,332	1,341	1,350
Grade 3	1,550	1,537	1,520	1,363	1,449	1,422	1,345	1,341	1,350
Grade 4	1,542	1,525	1,472	1,445	1,373	1,459	1,432	1,354	1,350
Grade 5	1,470	1,569	1,446	1,421	1,455	1,382	1,469	1,442	1,364
Grade 6	1,612	1,527	1,647	1,476	1,431	1,465	1,392	1,480	1,452
Grade 7	1,424	1,529	1,338	1,515	1,486	1,441	1,476	1,402	1,490
Grade 8	1,249	1,335	1,396	1,246	1,526	1,497	1,451	1,486	1,411
Grade 9	1,314	1,233	1,310	1,315	1,255	1,536	1,507	1,461	1,496
Grade 10 ²	1,242	1,280	1,204	1,286	1,285	1,226	1,501	1,473	1,428
Grade 11 ²	911	1,089	1,145	1,101	1,154	1,152	1,100	1,346	1,321
Grade 12 ²	672	792	904	907	922	966	965	920	1,127
Elementary Sub-Totals									
Grades K–6	10,729	10,731	10,351	9,701	9,609	9,558	9,481	9,486	9,413
Grades 7–8	2,673	2,864	2,734	2,761	3,012	2,938	2,927	2,887	2,901
Elem. SDC	416	393	425	396	399	402	404	407	410
Total K–8	13,818	13,988	13,510	12,858	13,020	12,897	12,812	12,781	12,725
Secondary Sub-Totals									
Grades 9–12	4,139	4,394	4,563	4,609	4,615	4,880	5,072	5,200	5,372
Cont. High	165	182	186	295	297	299	301	303	305
Sec. SDC	171	205	177	166	167	168	170	171	172
Total 9–12	4,475	4,781	4,926	5,070	5,079	5,348	5,543	5,675	5,849
GRAND TOTALS									
Grades K–8	13,818	13,988	13,510	12,858	13,020	12,897	12,812	12,781	12,725
Total 9–12	4,475	4,781	4,926	5,070	5,079	5,348	5,543	5,675	5,849
Total K–12	18,293	18,769	18,436	17,928	18,098	18,244	18,355	18,456	18,574

¹Due to Pre-K private schools within District boundaries an average annual increase of 13% occurs from Kindergarten to 1st grade. Therefore, projected 1st grade enrollments include an annual increase of 13% from Kindergarten to 1st grade.

²Projected High School enrollments include a 3% annual dropout rate from 9th to 10th grade, a 11% annual dropout rate from 10th to 11th grade and a 17% annual dropout rate from 11th to 12th grade.

³Based on historical and projected population and enrollment trends an average annual growth rate of 0.7% was included in the above enrollment projections.

⁴Existing CBED enrollments for 2002-03 through 2005-06 and projected enrollments for 2006-07 through 2010-11 include enrollments attending and projected for four (4) Charter Schools within District Boundaries; Inglewood Preparatory, Century Community, Animo Leadership High and Animo Inglewood High.

■ Funding

To accommodate planned improvements, IUSD funds new school facilities through a combination of several sources, including State bonds, local bonds, special taxes, developer fees, and various federal funding sources. The Inglewood Unified School

District also uses multi-track, year-round education as a way to avoid or defer the cost of new construction.

State Sources

The major State funding program for providing permanent school facilities is the Leroy F. Greene State School Building Lease-Purchase Program of 1976 (Lease-Purchase Program), which is funded by State bonds. These bonds are placed on the ballot by the legislature on a regular basis for approval by voters. In 2000, adoption of Proposition 39 changed the required majority for local voter approval of bonds from two-thirds to 55 percent. Once these bonds receive voter approval, school districts may apply for the funds. Eligibility is based on a district's need to house current, as well as projected, enrollment. The Lease-Purchase Modernization Program is an affiliated program that provides funds for improvements to enhance facilities at least 30 years old.

Another source of State funding is the School Facility Program or Assembly Bill 16 (AB16), administered by the State Office of New Public School Construction. In 2002, Assembly Bill 16 created the Critically Overcrowded School Facilities (COS) program, which supplements the new construction provisions within the School Facilities Program. The COS program allows school districts with critically overcrowded school facilities, as determined by the California Department of Education, to apply for a preliminary apportionment for new construction projects.⁵³ As of the 2004/05 school year both Beulah Payne Elementary School and W. Claude Hudnall Elementary School were eligible for COS funding.

Levels of developer fee contribution are determined by the State Allocation Board and increase annually. Current State statutes dictate that school districts have the authority to levy statutory or Level I fees on new development at rates of \$2.14 per square foot of new residential and \$0.34 per square foot for commercial and industrial development.⁵⁴ Because these Level I fees often do not generate sufficient funding for new schools, districts such as the Inglewood Unified School District use fees Level II fees to generate one-half the cost of providing new school facilities. Use of Level II fees assumes that the State will provide the other half of the cost of new schools through the issuance of general obligation bonds.

In the event that the State does not have funding available, participating districts have the option to temporarily increase the fees to Level III fees on new residential development to try and meet their needs if the district meets certain conditions such as having 20 percent of the district's classrooms classified as relocatable. The district must, however, refund these funds when general obligation funds from the State do become available. It should also be noted that some income for school districts is obtained

⁵³ California Department of Education. Facilities Department, . Website: www.cde.ca.gov/facilities, March 21, 2006.

⁵⁴ State Allocation Board, 2004. Website: www.opsc.dgs.ca.gov/SAB/Default.htm, Accessed March 21, 2006.

through the State lottery but cannot be used for funding construction projects due to the fluctuating funding levels available through this means.

Local Sources

Local funding sources include both non-revenue and revenue monies. Non-revenue funds include lease/purchases, certificates of participation, and other mechanisms typically in the form of loans. Revenue funds are generated from several sources, including the IUSD's general fund, money from the sale of unused school sites, general obligation funds, redevelopment agreement funds, developer fees, and others.

After land is acquired, school districts are exempt from local zoning regulations and planning processes. But the construction of new schools, like all development, is dependent upon multiple factors, most basically the availability of funds. Also, without support from the City itself, available funding does not guarantee new facilities will be built. It is also important to note that increases in the tax base do not necessarily affect the financial status of the school districts. Thus, a strong local economy does not necessarily mean that new school facilities will be built and that programs will be expanded. Further, other operating expenses that continually increase, such as salaries, can significantly decrease an already limited budget and eliminate opportunities for new development.

Measure K Bonds

In 1998, the residents of Inglewood and Ladera Heights passed a \$131 million bond issue to fund the upgrade and modernization of Inglewood Unified School District schools. In Inglewood Unified School District Board of Education voted to approve the realignment of remaining Measure K bond funds for the construction and modernization of Inglewood schools. This realignment allowed the district to prioritize projects that were eligible for matching State funds as well as compensate for the loss of State funds due to enrollment decreases at the elementary school level. The realignment reduces the number of schools to receive new construction and modernization from Measure K funds. However, many of those schools are to benefit from noise mitigation upgrades from the recently-signed LAX Community Benefits agreement. Maintenance funds will be used to address remaining needs, which are currently being assessed in a district-wide study.⁵⁵

The LAX School Benefits Agreement

A milestone agreement reached in December of 2004 provides for facility upgrades to schools affected by airplane noise and other airplane-related environmental factors. The LAX School Benefits Agreement, negotiated in conjunction with community groups as a part of the LAX Modernization plan, would provide up to \$118 million for facility

⁵⁵ Inglewood Unified School District, 2006. Measure K News, Website: <http://iusd.net/Departments/Business-Services-Division/Measure-K/MeasureK/News/2005/March/Realignment.htm>, accessed March 20, 2006.

upgrades at schools in the flight corridor. This is the largest amount of money that will be received by any school district from the Federal Aviation Administration.

Inglewood Educational Foundation

The Inglewood Educational Foundation, founded May 12, 1998, is a nonprofit organization dedicated to improvement and enrichment of educational opportunities for students within the Inglewood Unified School District. The primary purpose of the Foundation is to provide college scholarships and supplemental financial support for a variety of programs that directly benefit students and teachers in the classroom.

The Inglewood Educational Foundation supports academic enhancement programs, scholarships to institutions of higher education, cultural and social awareness, mini-grants for teachers, and mini-grants for special programs.⁵⁶

■ Issues

- Based on the 2005/06 school enrollment levels, three of the 20 schools in the District are operating above capacity, including Beulah Payne Elementary School (104 percent), Hillcrest Continuation High School (115 percent), and City Honors High School (107 percent). While plans are in place for improvement of Beulah Payne Elementary School, no plans have been identified for Hillcrest Continuation or City Honors High Schools.
- There is a demonstrated need for preschools in the Inglewood District, as indicated by waiting lists.⁵⁷
- District enrollments are expected to increase in the Hollywood Park area and related attendance boundaries.⁵⁸
- As stated above, school enrollments are expected to increase, but there are no plans to construct new schools to meet these future needs.

■ References

California Department of Education. 2006. Website:

<http://www.cde.ca.gov/ls/fa/co/documents/coscert.xls>. March 20.

———. 2006. Website: <http://www.cde.ca.gov/ls/fa/yr/direct04.asp>. March 20.

———. 2006. Website: www.cde.ca.gov/facilities, March 21.

———. 2006. Website: <http://data1.cde.ca.gov/dataquest/ASPGraph1.asp?cYear=2005-06&Level=School&cName=CENTURY^PARK^ELEMENTARY^^^^^^&cCode=6016414&dCode=1964733>, March 21

California Office of Public School Construction. 2006. Website:

<http://www.opsc.dgs.ca.gov/default.htm>, March 21.

⁵⁶ Inglewood Unified School District. 2006. <http://inglewood.k12.ca.us/E-F-P.htm>. accessed March 15.

⁵⁷ Inglewood Unified School District. 2005. Bard Summit on the Measure K Construction Program and State Eligibility, February 26.

⁵⁸ Ibid.

- Inglewood Unified School District, 2005. Bard Summit on the Measure K Construction Program and State Eligibility, February 26.
- . 2005. Status Report on Board and Superintendent Goals, January 26.
- . 2006. Website: <http://www.iusd.net/schools/adult-school/index.htm>. Accessed March 15.
- . 2006. Website: <http://iusd.net/Departments/Business-Services-Division/Measure-K/MeasureK/Projects/index.htm>, accessed March 13.
- . 2006. Website: <http://inglewood.k12.ca.us/Curriculum-Staff-Development-and-Categorical-Programs.htm>. accessed March 15.
- . 2006. Website: <http://inglewood.k12.ca.us/Departments/Instructional-Services-Division/Special-Education/special-education-department.htm>, accessed March 15,.
- . 2006. Website: <http://inglewood.k12.ca.us/E-F-P.htm>. accessed March 15.
- . 2006. Measure K News, Website: <http://iusd.net/Departments/Business-Services-Division/Measure-K/MeasureK/News/2005/March/Realignment.htm>, accessed March 20, 2006.
- . 2006. Website: <http://iusd.net/Departments/Business-Services-Division/Measure-K/MeasureK/Projects/index.htm>, accessed March 13.
- Sage Institute Incorporated, 2006. *Inglewood Unified School District Alternative Enrollment Projections*. 7 August.
- State Allocation Board. 2006. Website: www.opsc.dgs.ca.gov/SAB/Default.htm, Accessed March 21.
- Vail, Jennifer. 2006. Sage Institute Incorporated.

4.2 RECREATION AND PARKS

Parklands are important land use components in an urban environment, providing both visual relief from the built environment and contributing to quality of life through recreation and aesthetic value. This section describes the City's existing parkland and recreation centers, identifies planned expansions and improvements, and outlines current needs and future issues. Information for this section is based upon information provided by the General Plan Open Space Element, updated in 1995, and discussions with the Department of Parks, Recreation and Community Services staff. Additional information reviewed in preparation of this section included information obtained from the City of Inglewood's official website and the Department of Parks, Recreation and Community Services *Recovery Action Program (RAP) for the City of Inglewood's Park System* (2002) document.

■ Existing Conditions

The Department of Parks, Recreation and Community Services is responsible for providing maintenance on city parks, as well as parkways, center medians, islands, and trees on City property.⁵⁹ The Department is currently divided into four divisions: Parks Administration, Recreation and Cultural Services, Human Services and Community Services. The following is a brief description of the duties and services provided by each division:

- Parks Administration: Responsible for maintenance of City parks and landscaping of City Property
- Recreation and Cultural Services: Responsible for providing programs and activities at the City's parks and recreation facilities and Citywide special events
- Human Services: Responsible for providing services such as food distribution programs, senior citizen services and other programs designed to improve the quality of life for the City's residents and
- Community Services: Responsible for community beautification and fostering neighborhood preservation, including code enforcement and graffiti abatement

Approximately 100 acres of open space, including parks, medians, and parkways is located within Inglewood. The City also has two recreation centers that provide a variety of parks and recreational opportunities in the community. Figure 4.2-1 identifies the park and recreational facilities in the City and corresponds to Table 4.2-1 which lists each park with corresponding acreage and available facilities.

Parks

All ten of Inglewood's parks are defined as neighborhood parks by the City. It should be noted that all of the City's parks were acquired prior to 1971.

⁵⁹ Inglewood, City of, "Parks, Recreation and Community Services Department 2004 Annual Report," 2004

Proposed Facilities

Due to Inglewood's highly developed urban environment, limited opportunities for new parkland are available within the community. Although the City recognizes that land acquired in the southern and southwestern parts of the City with aircraft mitigation funds should be explored for recreational opportunities, there is limited land suitable for such acquisition⁶⁰. However, the community has been active in providing additional and improved recreational facilities within existing parks.⁶¹ Several ongoing capital improvement projects for the City's park system are scheduled for completion during fiscal year 2005-2006. Recent and proposed improvements include the following:

- In May 2005, the City's first skatepark opened at Darby Park, and two additional skateparks at Rogers Park and Ed Vincent Park opened in April 2006. Other capital improvement projects include the replacement of playground equipment at North and Queen Park, as well as Lockhaven Community Center; the resurfacing of the basketball courts at Siminski and Vincent Parks; and construction of ADA compliant restrooms at Vincent Park. Additional improvements and repairs to the City's parks are scheduled for initiation in the 2005-2006 fiscal year.
- The Helen Lundeberg "History of Transportation" Mural Restoration and Relocation Project is scheduled for completion in fall 2006. The mural, a cast concrete and terrazzo paneled mural wall composed of 60 panels, is 8 feet high and 240 feet long, is awaiting the construction of a new wall in the Grevillea Art Park, where the mural will be relocated. The groundbreaking ceremony occurred on November 5, 2005, and a Re-dedication Event is planned for the fall of 2006.
- Construction is scheduled to start in fall 2006 on the Locust Street Intergenerational Center and Housing Complex. Along with construction of 58 units of senior housing, the new complex will replace the current Senior Citizens Center with a 33,122 square-foot, state of the art, ADA compliant Senior Center.⁶²

Recreational Facilities

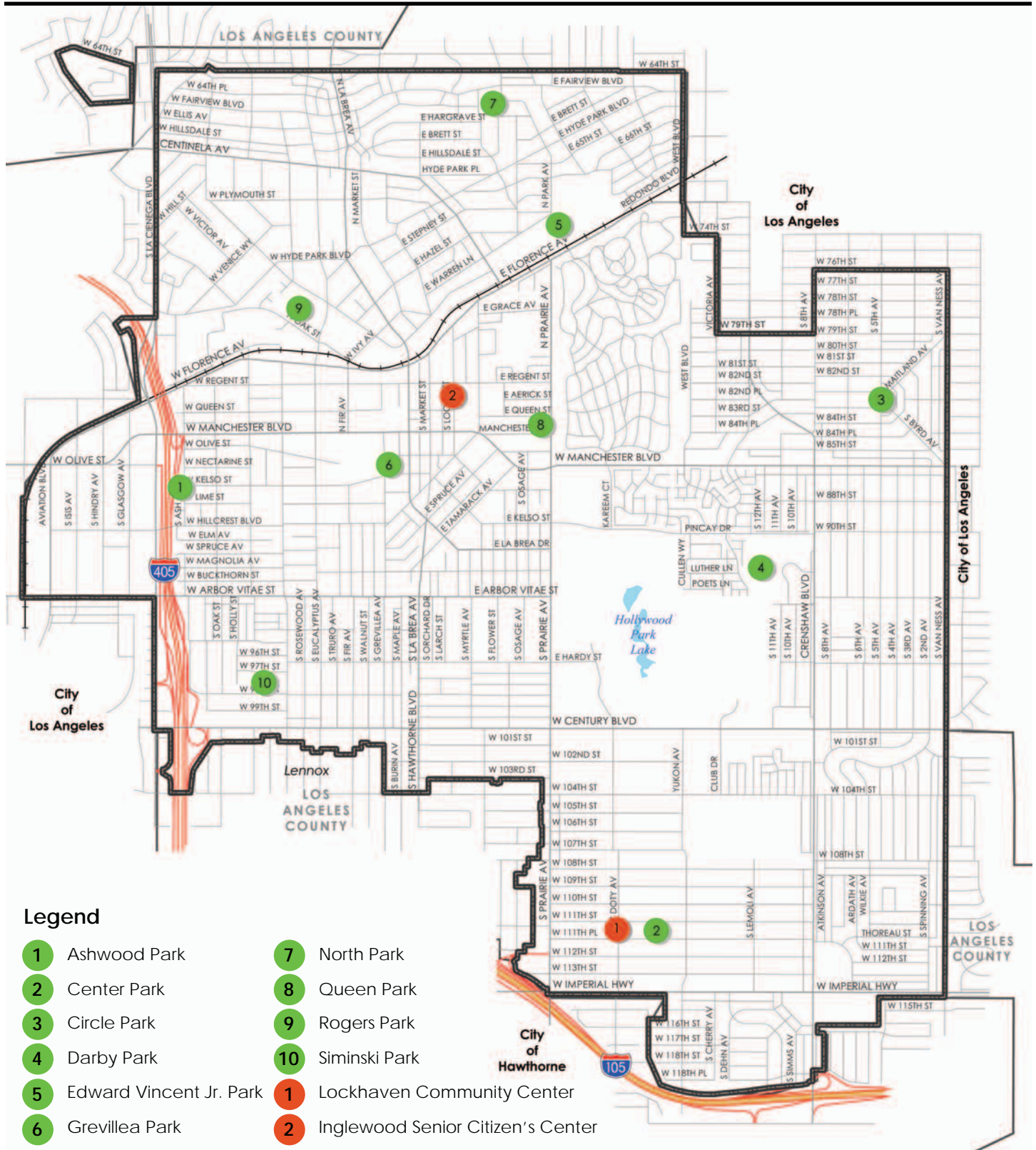
As described in Table 4.2-1, the City's parks contain a variety of recreational facilities, with areas available for organized sports, including soccer/football fields, baseball diamonds, tennis courts, volleyball courts, handball courts, and basketball courts.

The City also offers opportunities for informal recreation activities with benches, picnic tables and barbecues available at several City parks. Additionally, the recreational/community centers offer a wide variety of recreational activities, including self-defense classes, music, art, dance, games, boxing, and weight training. The pool complex in Ed Vincent Park is the only public swimming facility in the City.

⁶⁰ Inglewood, City of, "Recovery Action Program for the City of Inglewood's Park System," December 2002

⁶¹ Diana P. Andrade. Email with City, March 13, 2006.

⁶² Danita Meshack-Maden. Email with City, March 21, 2006



Source: City of Inglewood, February 2006.
Date: April 17, 2006



EIP
ASSOCIATES

A Division of PBS&



0 0.25 0.5 Miles

Figure 4.2-1

Table 4.2-1 Parks				
<i>Map No</i>	<i>Name</i>	<i>Address</i>	<i>Acres</i>	<i>Equipment and Facilities</i>
Parks				
1	Ashwood Park	201 South Ash Avenue	1.3	<ul style="list-style-type: none"> ▪ 2 playgrounds ▪ 2 tennis courts ▪ 1 full basketball court ▪ 1 volleyball court ▪ 2 picnic areas ▪ 1 wading pool.
2	Center Park	3660 West 111 th Street	1.2	<ul style="list-style-type: none"> ▪ 1 playground ▪ 1 multi-purpose playing field.
3	Circle Park	8300 Fifth Avenue	1.3	<ul style="list-style-type: none"> ▪ Tree lined circular-shaped park
4	Darby Park	3400 West Arbor Vitae Street	14	<ul style="list-style-type: none"> ▪ 2 playgrounds ▪ 2 tennis courts ▪ 1 paddle tennis court ▪ 4 half-basketball courts ▪ 1 outdoor handball court ▪ 2 lighted softball/football/soccer fields ▪ Wading pool ▪ Skatepark ▪ 2 picnic areas ▪ Proposed water feature ▪ 20,900 sf, ADA-compliant multi-purpose recreational building <ul style="list-style-type: none"> > Gymnasium/full basketball court > Weight room > Sauna > Meeting rooms > Pool room > Snack bar/kitchen > Park offices.

Table 4.2-1 Parks				
<i>Map No</i>	<i>Name</i>	<i>Address</i>	<i>Acres</i>	<i>Equipment and Facilities</i>
5	Edward Vincent Jr. Park	700 Warren Lane	55	<ul style="list-style-type: none"> ▪ 5 playgrounds ▪ 8 tennis courts ▪ 2 full basketball courts ▪ 2 lighted and fenced softball fields ▪ 2 lighted and fenced football/soccer fields ▪ Skatepark ▪ 3 picnic areas ▪ Pool complex consisting of 1 Olympic regulation swimming pool <ul style="list-style-type: none"> > 1 training pool > 1 wading pool > ADA-compliant bath house ▪ Community playhouse ▪ Multipurpose/Girl Scout facility ▪ Outdoor Amphitheater.
6	Grevillea Park	231 South Grevillea Avenue	1.5	<ul style="list-style-type: none"> ▪ History of Transportation Mural Project scheduled for rededication in fall 2006.
7	North Park	625 East Hargrave Street	2.3	<ul style="list-style-type: none"> ▪ 2 playgrounds ▪ 3 tennis courts ▪ Picnic area.
8	Queen Park	652 East Queen Street	1.1	<ul style="list-style-type: none"> ▪ Playground ▪ Picnic area ▪ Wading pool

Table 4.2-1				Parks
Map No	Name	Address	Acres	Equipment and Facilities
9	Rogers Park	400 West Beach Avenue	9	<ul style="list-style-type: none"> ▪ 2 lighted tennis courts ▪ Full basketball court ▪ Lighted Little League baseball field ▪ Lighted football/soccer field ▪ Wading pool ▪ Skatepark ▪ Picnic area ▪ Playground ▪ 33,500 sf, multipurpose recreation building <ul style="list-style-type: none"> > Gymnasium/full basketball court > Auditorium for classes/productions > Portable boxing ring > Weight room > Pool room > Table tennis > Meeting rooms > Handball court > Snack bar/kitchen > Outdoor pre-school area > Park office > A skatepark is being planned for summer 2006
10	Siminski Park	9717 Inglewood Avenue	1.9	<ul style="list-style-type: none"> ▪ Full basketball court ▪ 2 picnic areas ▪ 4,305 sf, ADA-compliant Community Center <ul style="list-style-type: none"> > Billiards > Weight training > Restrooms and offices

Community Centers

1	Lockhaven Community Center	11125 Doty Avenue		<ul style="list-style-type: none"> ▪ Residential house gifted to the City ▪ Serves as a community center ▪ With playground equipment ▪ Recently renovated in 2005
2	Inglewood Senior Citizen's Center	111 North Locust Street		<ul style="list-style-type: none"> ▪ 1 Community Center ▪ Offices ▪ Multipurpose room ▪ Dining room ▪ Kitchen ▪ Restrooms ▪ Billiards <ul style="list-style-type: none"> > New Senior Center is planned. 33,000 sf, 2-story building

SOURCE: City of Inglewood, Department of Parks Recreation and Community Services, 2006 (http://www.cityofinglewood.org/depts/rec/parks_n_recreation/park_facilities/recreation_centers.asp)

The Inglewood Unified School District playgrounds are gated, locked and unavailable for play during all but school hours, and then only for children of that school. The City has approached the School District to enact a comprehensive facilities joint use agreement, to further expand the recreational opportunities available to the residents of Inglewood.⁶³

Private Regional Recreation Opportunities

A major regional attraction located in Inglewood is The Forum, an 18,000 seat entertainment venue with a 3,500 on-site parking facility, is best known as the home of the Los Angeles Lakers and Kings until both teams moved to the Staples Center at the start of the 1999-2000 seasons respectively⁶⁴. Forum Enterprises, Inc. purchased The Forum in December 2000. Dr. Kenneth C. Ulmer, is the President & CEO of Forum Enterprises, Inc. The Forum still provides a state of the art venue for a variety of uses including concerts, trade shows, sporting events, theatre productions, large conferences and conventions. Additionally, every Sunday, Dr. Ulmer hosts the Faithful Central Bible Church praise and worship service.⁶⁵ While no longer home to professional sports teams, The Forum is still an important recreation venue for the City of Inglewood and the Southern California region.

Inglewood is also home to Hollywood Park, one of the West Coast's first thoroughbred horse racing venues. First opened in 1938, the 240-acre Hollywood Park consists of the main racing facility; which includes the main and infield turf tracks, the infield lakes, and north park, that includes a large all-grass area with concessions and a playground for children, the paddock and the grandstands, turf club and press boxes.⁶⁶

The Hollywood Park-Casino, a \$20-million, state-of-the-art gaming complex, opened July 1, 1994. It is now operated by Pinnacle Entertainment Inc. (formerly Hollywood Park Inc.). The 24-hour facility features more than 150 live-action tables offering a variety of "California Casino Games."⁶⁷ The site includes the Citation Restaurant, 300-seat sports lounge, a 24-hour health club, private karaoke suites, a professional massage center, beauty salon/barber shop, gift shop and meeting space for up to 2,000 guests. Live and simulcast wagering is offered at the Casino in the Finish Line Bar.

Though not technically a recreation area, the Inglewood Park Cemetery encompasses a 340-acre site within the City. The site provides open space and a quite scenic area in the City where people can walk, sit or enjoy peaceful reflection. People travel to Inglewood Park Cemetery to see the final resting place of several notable figures, including singer Ella Fitzgerald, boxing great Sugar Ray Robinson and several other notable figures from

⁶³ Inglewood, City of, "2005-2006 Annual Budget," p. x.

⁶⁴ http://www.nba.com/lakers/history/lakers_history_new.html#35, accessed March 30, 2006.

⁶⁵ <http://www.thelaforum.com/index1.html>, accessed March 30, 2006

⁶⁶ <http://www.hollywoodpark.com/visit/facilities.html>, accessed March 30, 2006.

⁶⁷ California casinos are allowed by law to offer electronic gaming machines, blackjack, and other card games. Craps and roulette are not permitted, but some California casinos have modified these games to be played with cards rather than dice or roulette wheels.

the stage and screen to the halls of Washington, D.C., from the many fields of sports to the civic entrepreneurs of the South Bay area.⁶⁸

The City also contains a wide range of private and/or commercial recreational facilities, many of which are offered to members, guests or students only. Examples include private gyms, bowling alleys, and swimming pools. Recreational facilities within multi-family developments also provide a variety of active and passive recreational opportunities for residents.

Regional Park and Recreation Facilities

Edward Vincent Jr. Park, within the City of Inglewood, is a 55-acre regional park, described above in Table 4.2-1. North of Inglewood is the Kenneth Hahn State Recreation Area, a regional park managed by the Los Angeles County Department of Parks and Recreation. The park includes large areas of native coastal sage scrub habitat, lawns and landscaped areas, picnic sites, four playgrounds, two baseball diamonds, a basketball court, tot lots, a fishing lake, lotus pond, and seven miles of trails.

According to the results of the *City of Inglewood Recovery Action Program Survey* (2003), other nearby parks and recreational areas used by the residents of Inglewood include⁶⁹ Ladera Park, in Ladera Heights; St. Andrews Park, in Westchester; Lennox Park in Lennox; Baldwin Park in Los Angeles; El Dorado Park in Long Beach; and Griffith Park in Los Angeles. Other popular responses for recreation opportunities included Santa Monica State Beach, Manhattan Beach, and Malibu State Beach.

Park Usage

The National Recreation and Park Association (NRPA) standard is five acres of parkland per 1,000 residents of “local or close to home open space.” Inglewood provides 0.8-acres of parkland per 1,000 residents, and due to the urbanized nature of the City, further acquisition of park lands is unlikely. Future increases in the City’s population will increase demand on existing parks and park facilities. The national standard, however, does not account for the open space provided within public schools and private arenas. While the City has not established its own standard ratio or goal of open space-to-population, there is less of a dependence upon public facilities in some parts of Inglewood due to the availability of non-public open space and recreation resources.

According to the *Recovery Action Program for the City of Inglewood’s Park System*, northern and northeastern Inglewood are adequately served by parks having recreational facilities while the southern and southwestern neighborhoods are not served adequately by comparable facilities. These areas are densely populated with mostly apartments and have the greatest

⁶⁸ <http://www.inglewoodparkcemetery.org/heritage.html>

⁶⁹ Inglewood, City of, “Recovery Action Program for 2002-2003; Survey Results,” page 10.

need for new parks and recreational facilities and should be given priority in the planning, acquisition and development of lands to resolve these park needs.⁷⁰

Although NRPA standards are useful in determining a benchmark for appropriate allocations of recreational facilities, actual demand will vary from city to city. Inglewood is a built-out city with no significant vacant tracts of land, and must address recreational demand on an as-needed basis. Current opportunities include the reconfiguring of existing playing fields and recreational facilities and the development of new skateparks, expanding recreational programs to accommodate additional demand, and possible open space areas as the Hollywood Park Race Track is transitioned to a new land use over time.

Recreational and Community Service Programs

The four divisions of the Inglewood Department of Parks, Recreation and Community Services are Parks Administration, Recreation and Cultural Services, Human Services, and Community Services. These divisions coordinate the provision of leisure and cultural opportunities to residents through a variety of programs and facilities, as described below.

Recreation and Cultural Services

Recreation and Cultural programs are structured to meet the recreational interests of all Inglewood's residents. Baby/toddler classes, adult and youth classes and sports, youth childcare and after-school programs, teen programs, summer youth camps, senior programs, and adult and senior excursions are offered through the Parks, Recreation and Community Services Department. Cultural and recreational programs in the City are conducted at many City facilities, including neighborhood parks, City Hall, the public library, community centers, clubhouses, and public schools.⁷¹ Art and Cultural Events programs include the Annual South Bay Jazz Festival, Inglewood Celebrates the Arts, Inglewood Idol, and other various community-wide special events.

One of the main focus's of the Department is to provide services for children of all ages. To that end, the City entered into a three year agreement with the Training Research Foundation, a private non-profit foundation that administers thirteen Head Start Programs throughout Los Angeles County,⁷² to continue to operate a *Head Start Program* at Rogers Park. Head Start is a comprehensive child development program which serve children from birth to age 5, pregnant women, and their families. They are child-focused programs and have the overall goal of increasing the school readiness of young children in low-income families⁷³.

⁷⁰ Inglewood, City of, "Recovery Action Program for the City of Inglewood's Park System," December 2002, page 12.

⁷¹ Inglewood, City of, "Parks, Recreation and Community Services Department 2004 Annual Report," 2004

⁷² <https://lawworks.primeworks.org/> Accessed March 30, 2006.

⁷³ <http://www.acf.hhs.gov/programs/hsb/about/generalinformation/index.htm>, Accessed March 30, 2006.

The recent improvements of pre-school facilities with the completion of the Rogers Park Pre-School Renovation Project have corresponded with increased enrollment at that facility. In fact, enrollment has increased at all pre-school facilities operated by the Department, with waiting lists at Siminski and Vincent Parks.⁷⁴ In response to the need for additional child care services, the Department provides the *After School Recreation Program* for elementary school children within the Inglewood Unified School District. This program provides cultural and recreational activities, as well as study groups and tutoring services for children with special needs. Additionally, the Department served over 45,920 participants of various ages with sports programs in 2004,⁷⁵ with activities including flag football, tennis, softball, basketball, track and field, boxing, baseball, soccer and volleyball.

Human Services

The Human Services Division makes a significant contribution to improving the quality of life for Inglewood's residents through provision of services such as a College Resource Lab, food distribution programs, after school and summer lunch programs, senior services, care management, transportation services, volunteer opportunities and many other intergenerational programs and services that appeal to youth, adults and seniors.

The Human Services Division of the Department of Parks, Recreation and Community Services manages Inglewood's Senior Center. The existing 30+ year-old building is too small to serve its senior constituency in need of community services.⁷⁶ The Senior Center serves 500 to 600 persons a day with recreation, clubs, transportation, classes and social services. Food service in the facility is functioning at a maximum at this time, preparing and serving 600 meals a day, some of which are transported to seniors off-site.

Parks Administration

The Parks Division is responsible for maintaining City parks, parkways, center medians, islands, and trees on City property, as well as responding to requests from constituents and City Council Members. The Division also implements the Tree Master Plan, which sets out principles and strategies for conserving the existing tree population and provides a framework for sensitively integrating new plantings within the City. The Maintenance Division also provides logistical support for special events held by the Parks, Recreation and Community Services Department, as well as other City Departments or Elected Officials.

Community Services

The Community Services Division is responsible for community beautification and fostering neighborhood preservation. These goals are accomplished through responsive

⁷⁴ Inglewood, City of, "Parks, Recreation and Community Services Department 2004 Annual Report," 2004

⁷⁵ Inglewood, City of, "Parks, Recreation and Community Services Department 2004 Annual Report," 2004

⁷⁶ Andrade, Diana P. 2006. Email with Parks, Recreation and Community Services Department, March 13

and professional blight mitigation and eradication activities in the areas of property maintenance, code enforcement and graffiti abatement.

The Division consists of the following:

- Code Enforcement—property maintenance issues, (formerly of the Community Development Department)
- Graffiti Abatement— graffiti removal from public and private property (formerly of the Public Works Department)

■ Regulatory Setting

The Parks, Recreation and Community Services Department is guided by the 1995 Open Space Element of the City’s General Plan. This document outlines goals and policies for the City parkland and recreational activities, as well as outlining the various sources for Department Funding.

■ Issues

- The City provides a low ratio of parkland to residents. While the northern and northeastern parts of Inglewood are adequately served by parks having recreational facilities; the southern and southwestern parts are not served by comparable facilities.⁷⁷
- Given the limited potential for new parkland acquisition, attention should continue to focus on improving access to and increasing the availability of recreational opportunities.
- The Senior Center is crowded beyond capacity. A new Senior Center has been planned and approved; however, a funding source has not been identified.
- Land acquired by the City in the southern and southwestern parts of the City with aircraft noise mitigation funds should be explored for recreational opportunities.

■ References

Andrade, Diana P. 2006. Email with Parks, Recreation and Community Services Department, March 13.

California State Parks Department. 2006. Kenneth Hahn State Recreation Area. Website: <http://www.parks.ca.gov/>, accessed March 1.

Forum, The. 2006. Website: <http://www.thelaforum.com/index1.html>, accessed March 30.

Head Start. 2006. Website: <http://www.acf.hhs.gov/programs/hsb/about/generalinformation/index.htm>, accessed March 30.

⁷⁷ Inglewood, City of, “Recovery Action Program for the City of Inglewood’s Park System,” December 2002, page 12.

Hollywood Park. 2006. Website: <http://www.hollywoodpark.com/visit/facilities.html>, accessed March 30, 2006.

Inglewood, City of, "2005-2006 Annual Budget".

Inglewood, City of, "Recovery Action Program for the City of Inglewood's Park System," December 2002, page 12.

Inglewood, City of, "Parks, Recreation and Community Services Department 2004 Annual Report," 2004

Inglewood Park Cemetery. 2006. Website: <http://www.inglewoodparkcemetery.org/heritage.html>, accessed March 30, 2006.

Los Angeles Lakers. 2006. Lakers History. Website: http://www.nba.com/lakers/history/lakers_history_new.html#35, accessed March 30.

Meshack-Maden, Danita. 2006. Email with Parks, Recreation and Community Services Department, March 21.

Training and Research Foundation, The. 2006. Website: <https://laworks.primeworks.org>

4.3 LIBRARY SERVICES

This section describes the City of Inglewood's existing library services. Information for this section is based on the City's website and discussions with staff at the Public Library⁷⁸.

■ Existing Conditions

Library Facilities

The Inglewood Library Department currently manages and operates three libraries; the Inglewood Main Library, the Morningside Park Branch Library and the Crenshaw-Imperial Branch Library, which is closed until early summer 2006 due to renovations. Figure 4.3-1 identifies the locations of the City's libraries. As of March 2006, the Library Department has 30 full-time staff working at its three branches.

The Inglewood library system includes a number of materials and databases including books, magazines, periodicals, business materials, software, sound recordings, computer games, reference documents, and community information available for use by patrons. Many of these materials are also available in Spanish. Internet access is also available and many reference materials are available by electronic access via the Library's database.

The Inglewood library system provides more than 150,000 books for youth at the Main Library and branches as well as young adult and children's videos and sound recordings at the Audio-Visual Division, Main Library. The Library Department defines "youth" as young people from infants through the eighth grade.

As of June 30, 2005, the most recent data available, the Inglewood Library Department had 78,204⁷⁹ registered borrowers, accounting for 67 percent of the City's 2005 population. The annual circulation rate for fiscal year 2004/05 was 291,939⁸⁰; this number includes books, periodicals and audio/video materials that were in checkout usage for the department.

The Inglewood Main Library

The Main Library, located at 101 W. Manchester Boulevard, has a collection of over 400,000 volumes, including 1,500 periodical subscriptions. The library is open Monday through Saturday and on Sunday afternoons. The Main Library also includes a Special Collections inventory that is housed in special rooms for the use of patrons, as well as an Audio-Visual Division collection.

⁷⁸ Personal with Richard Siminski, Library Director, March 14, 2006.

⁷⁹ Ibid.

⁸⁰ Ibid.

The Main Library also has numerous study/conference rooms accommodating one to five persons. The Gladys Waddingham Lecture Hall is also available for larger groups up to 199 persons.

The Morningside Park Library and the Crenshaw-Imperial Library Branches

The Morningside Park Library Branch is located at 3202 West 85th Street. The Morningside Park Library's resources include approximately 19,700 books, magazines, and sound recordings, as well as Internet access, educational computer games, word processing, spreadsheet software, and an electronic encyclopedia, dictionary, and atlas materials.⁸¹

The Crenshaw-Imperial Branch is located at 11141 Crenshaw Boulevard. It is currently closed for renovations to provide several upgrades, including the installation of new air conditioning units, lighting, security systems, wireless computer access, and accessibility improvements. Work is scheduled to be completed in early summer, 2006.

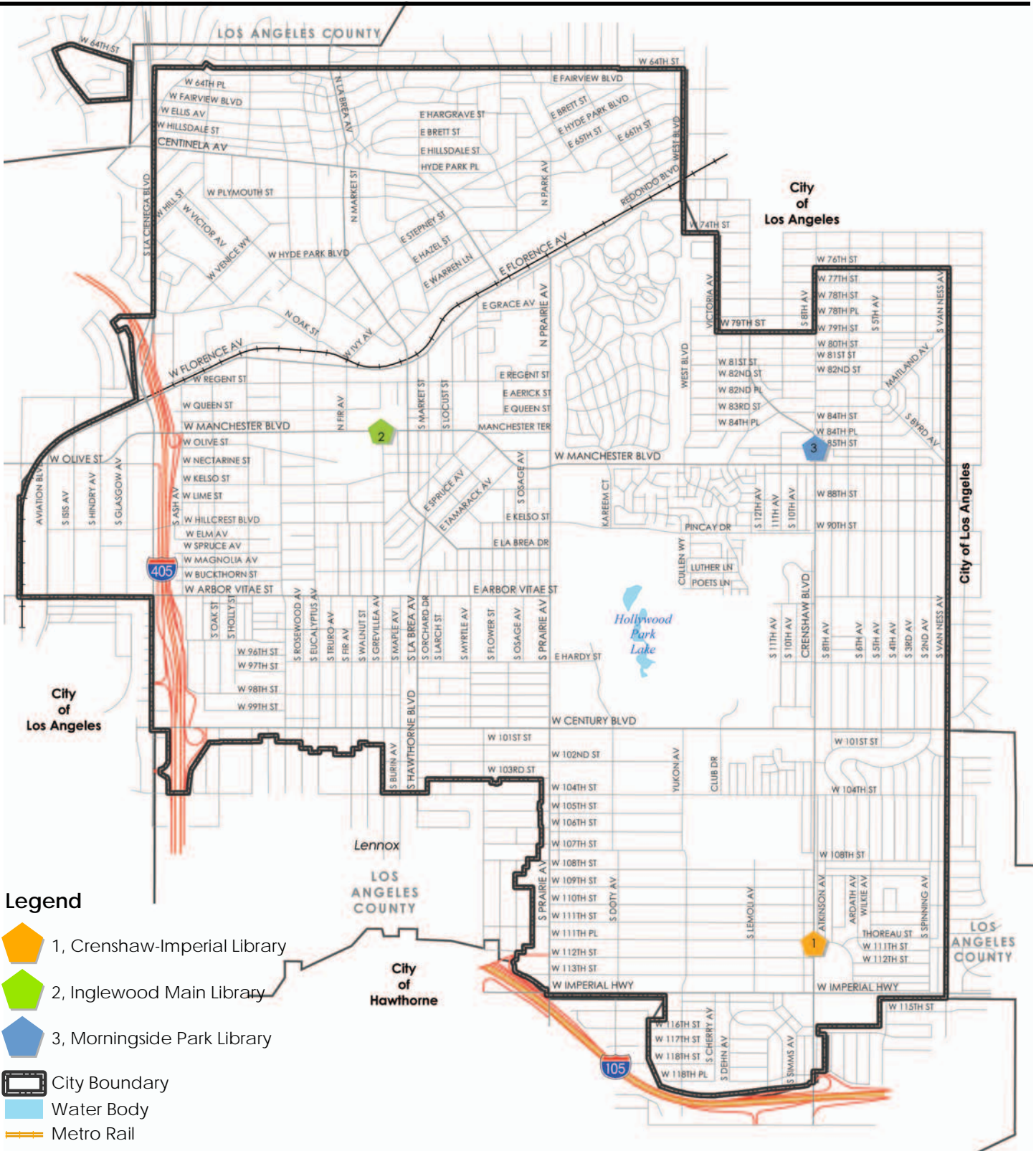
■ Library Services

The Inglewood Library System offers a number of services to assist its users. Besides the traditional services of materials loaned and research questions answered, computer services are quite popular. They include the online library catalog, a number of research database subscriptions offered free to cardholders, a web page (www.inglewoodlibrary.org), and free public access computing. Internet access is available through library computers and through wireless "hot spot" access to those bringing in their own laptop computers. Through the Library Department's web page, a wide variety of online services are offered, including catalog searches, and "AskNow", an online interactive reference service, available 24 hours a day, 7 days a week. Among the key services provided by the Library Department are the following⁸²:

- *Administrative Services* is responsible for the overall operation of the Library Department, setting policy, and answering questions about library service and operations. Reservations for the Gladys Waddingham Lecture Hall go through Administration, as do Passport and Notary services, and most library personnel and budget matters.
- The *Adult Services/Reference Division* provides reference and information service to all of the library's clientele. Librarians in this division select and maintain current reference and adult materials, including automated information services, conduct tours for the public, provide informational and cultural library programs, and offer instruction in the use of library materials, resources, and automated services.

⁸¹ http://www.cityofinglewood.org/depts/library/library_services/branch_library_services.asp, accessed March 3, 2006.

⁸² http://www.cityofinglewood.org/depts/library/contact_us/directory_of_staff.asp, accessed March 3, 2006.



Source: City of Inglewood, February 2006.
Date: May 15, 2006



EIP
ASSOCIATES

A Division of PBS&



0 0.25 0.5 Miles

Figure 4.3-1

- The *Audio-Visual Division* offers a selection of popular and subject DVDs and videotapes, music audios and audio books on compact disc and audiotape. Recordings are in English, Spanish, and Vietnamese. Audio-visual staff maintains a circulation desk responsible for checking out and returning most AV items. The Division also maintains audio and visual workstations and the Language Learning Center with programs and equipment for learning Spanish, German, French, Portuguese, and English as a second language.
- The *Branch Library Services* provides library services and resources that reflect the needs and interests of the branch communities. Free public access computing is available on Library computers.
- The *Children's/Youth Services Division* offers resources to children and young adults from infancy through grade twelve. The division maintains a public service desk staffed by professional librarians who offer reference and readers advisory services; provides a variety of current materials with access through automated public catalogs; conducts school visits; and presents programs for children. Free public access computing for children is available in the Children's room.
- The *Circulation Division* maintains two public service desks (checkout/return and registration/overdues) at all times the Main Library is open and circulates an estimated 420,000 items at the Main Library. The Division notifies borrowers when books they have reserved are available. The registration component registers some 23,000 borrowers and issues approximately 30,000 library cards each year. It also generates overdue notices for resources not returned on time and sends selected accounts to collections.
- The *Hispanic Services Division* provides reference and information service in Spanish during operating hours to Spanish-speaking clients. The division is charged with developing and maintaining Spanish language materials collections for adults and children. Hispanic Services staff conducts tours for the public, provides informational and cultural library programs, and offers instruction in the use of library materials and resources to Spanish-speaking clients.
- The *Serial Publications Division* is responsible for acquiring, processing, and maintaining serial and document resources, and for maintaining and updating the Library's subscription databases. Serials resources, whether housed inside the library or accessed online, constitute a major part of the Library's reference and information service. The Library is the only select depository for federal and state government documents in the local area. The division also maintains a public service desk and assists the public in the use of the Library's study rooms, in locating materials, and in the use of the public access computers and microform equipment.
- The *Stack Maintenance/Security* aides keep up book stacks by shelving and shelf-reading the Main Library book collection of some 370,000 volumes. The division is also responsible for security at the Main Library, a service primarily contracted through a local security company.
- The *Technical Services Division* is responsible for obtaining, cataloging, and readying materials for public use. The staff maintains materials collections throughout the library system, adding, transferring and withdrawing materials as needed. Technical Processing is responsible for cataloging, classifying, and entering materials in the

Library's materials database where they can be viewed through the online catalog and checked out through the circulation system. In addition, the Division continues the development of automated Library systems, working with the city's Information Technology and Communications Department and outside vendors as necessary.

■ **Issues**

- Overall library usage has been declining for the past two years.

■ **References**

Personal communication with Richard Siminski, Library Director, March 14, 2006.

http://www.cityofinglewood.org/depts/library/library_services/branch_library_services.asp, accessed March 3, 2006.

http://www.cityofinglewood.org/depts/library/contact_us/directory_of_staff.asp, accessed March 3, 2006.