



CITY OF INGLEWOOD

OFFICE OF THE CITY CLERK



DATE: April 26, 2022
TO: Chairman and Housing Authority Members
FROM: City Clerk's Office
SUBJECT: Monthly Treasurer's Report for the Month Ending December 31, 2021

RECOMMENDATION:

It is recommended that the Chairman and Housing Authority Members receive and file the Housing Authority Treasurer's Report for the month ending December 31, 2021, to comply with the City of Inglewood Investment Policy.

BACKGROUND:

In accordance with the City of Inglewood Investment Policy, the City Clerk is required to submit a monthly investment report to the Chairman and Housing Authority Members.


DESCRIPTION OF ANY ATTACHMENTS:

Attachment No. 1: Treasurer's Report - December 2021

PREPARED BY:

Finance Department - Sharon Koike, Assistant Finance Director

CITY CLERK'S OFFICE APPROVAL:



City Clerk's Office

H-3.



Inglewood Housing Authority Treasurer's Report AS OF DECEMBER 31, 2021



TYPE OF INVESTMENTS	Coupon Rate	Yield	Purchase Date	Maturity Date	Investment Earnings	Face Value	Cost Basis	Estimated Mkt. Value
POOLED CASH & INVESTMENTS								
State of California-Local Agency Investment Fund	n/a	0.262%	n/a	n/a		\$ 108,986	\$ 108,986	\$ 108,707
TOTAL POOLED CASH & INVESTMENTS						\$ 108,986	\$ 108,986	\$ 108,707

This schedule of investments is in compliance with the Inglewood Housing Authority's investment policy. The Treasurer's cash management program provides sufficient liquidity to meet the pool's expenditure requirements for the next six months. The weighted average maturity of the Authority's pooled investments is 1 day. The market prices of securities are obtained directly through the State of California-LAIF.

Earnings, Debt Service - December 31, 2021	\$ -
Earnings - December 31, 2021	\$ -
FY 21/22 Earnings - Year to Date	\$ 66

INVESTMENT TERMINOLOGY EXPLANATION:

Yield – The rate of annual income return on an investment expressed as a percentage.

Face Value – The nominal value or dollar value of a security by an issuer or seller.

Cost Basis – Refers to the total cost of an investment, including all fees and commission.

Estimated Market Value – The highest estimated price that a buyer would pay and a seller would accept for an item in an open competitive market.



CITY OF INGLEWOOD

OFFICE OF THE CITY CLERK



DATE: April 26, 2022

TO: Chairman and Housing Authority Members

FROM: City Clerk's Office

SUBJECT: Monthly Treasurer's Report for the Month Ending January 31, 2022

RECOMMENDATION:

It is recommended that the Chairman and Housing Authority Members receive and file the Housing Authority Treasurer's Report for the month ending January 31, 2022, to comply with the City of Inglewood Investment Policy.

BACKGROUND:

In accordance with the City of Inglewood Investment Policy, the City Clerk is required to submit a monthly investment report to the Chairman and Housing Authority Members.

DESCRIPTION OF ANY ATTACHMENTS:

Attachment No. 1: Treasurer's Report - January 2022

PREPARED BY:

Finance Department - Sharon Koike, Assistant Finance Director


CITY CLERK'S OFFICE APPROVAL:



City Clerk's Office



Inglewood Housing Authority Treasurer's Report AS OF JANUARY 31, 2022



TYPE OF INVESTMENTS	Coupon Rate	Yield	Purchase Date	Maturity Date	Investment Earnings	Face Value	Cost Basis	Estimated Mkt. Value
POOLED CASH & INVESTMENTS								
State of California-Local Agency Investment Fund	n/a	0.262%	n/a	n/a	62.74	109,049	109,049	108,770
TOTAL POOLED CASH & INVESTMENTS						109,049	109,049	108,770

This schedule of investments is in compliance with the Inglewood Housing Authority's investment policy. The Treasurer's cash management program provides sufficient liquidity to meet the pool's expenditure requirements for the next six months. The weighted average maturity of the Authority's pooled investments is 1 day. The market prices of securities are obtained directly through the State of California-LAIF.

Earnings, Debt Service - January 31, 2022	\$ -
Earnings - January 31, 2022	\$ 63
FY 21/22 Earnings - Year to Date	\$ 129

INVESTMENT TERMINOLOGY EXPLANATION:

Yield – The rate of annual income return on an investment expressed as a percentage.

Face Value – The nominal value or dollar value of a security by an issuer or seller.

Cost Basis – Refers to the total cost of an investment, including all fees and commission.

Estimated Market Value – The highest estimated price that a buyer would pay and a seller would accept for an item in an open competitive market.



CITY OF INGLEWOOD

OFFICE OF THE CITY CLERK



DATE: April 26, 2022
TO: Chairman and Housing Authority Members
FROM: City Clerk's Office
SUBJECT: Monthly Treasurer's Report for the Month Ending February 28, 2022

RECOMMENDATION:

It is recommended that the Chairman and Housing Authority Members receive and file the Housing Authority Treasurer's Report for the month ending February 28, 2022, to comply with the City of Inglewood Investment Policy.

BACKGROUND:

In accordance with the City of Inglewood Investment Policy, the City Clerk is required to submit a monthly investment report to the Chairman and Housing Authority Members.


DESCRIPTION OF ANY ATTACHMENTS:

Attachment No. 1: Treasurer's Report - February 2022

PREPARED BY:

Finance Department - Sharon Koike, Assistant Finance Director

CITY CLERK'S OFFICE APPROVAL:



City Clerk's Office



Inglewood Housing Authority Treasurer's Report AS OF FEBRUARY 28, 2022



TYPE OF INVESTMENTS	Coupon Rate	Yield	Purchase Date	Maturity Date	Investment Earnings	Face Value	Cost Basis	Estimated Mkt. Value
POOLED CASH & INVESTMENTS								
State of California-Local Agency Investment Fund	n/a	0.278%	n/a	n/a		\$ 109,049	\$ 109,049	\$ 108,770
TOTAL POOLED CASH & INVESTMENTS						\$ 109,049	\$ 109,049	\$ 108,770

This schedule of investments is in compliance with the Inglewood Housing Authority's investment policy. The Treasurer's cash management program provides sufficient liquidity to meet the pool's expenditure requirements for the next six months. The weighted average maturity of the Authority's pooled investments is 1 day. The market prices of securities are obtained directly through the State of California-LAIF.

Earnings, Debt Service - February 28, 2022	\$ -
Earnings - February 28, 2022	\$ -
FY 21/22 Earnings - Year to Date	\$ 129

INVESTMENT TERMINOLOGY EXPLANATION:

Yield – The rate of annual income return on an investment expressed as a percentage.

Face Value – The nominal value or dollar value of a security by an issuer or seller.

Cost Basis – Refers to the total cost of an investment, including all fees and commission.

Estimated Market Value – The highest estimated price that a buyer would pay and a seller would accept for an item in an open competitive market.