

Inglewood



California

Public Works Department
ONE MANCHESTER BOULEVARD / INGLEWOOD, CA. 90301 / P.O. BOX 6500 / INGLEWOOD, CA. 90312
Telephone (310) 412-5333 / Fax (310) 412-5552
www.cityofinglewood.org

LOUIS A. ATWELL, P.E.
PUBLIC WORKS DIRECTOR

February 27, 2017

Attn: Businesses and Multi-Family Complexes Operating in the City of Inglewood

RE: AB 341 State Recycling Requirements for Businesses and Multi-Family Housing Complexes

State Law Requires Businesses and Multi-Family Properties to Recycle

State law (Assembly Bill 341) requires the following businesses and multi-family complexes to arrange for recycling services:

- Any business that generates 4 cubic yards or more of waste per week; and
- Multi-family complexes with five or more units.

If you are unsure of the amount of waste that your business or property generates, please contact Consolidated Disposal Service (CDS) at (800) 299-4898.

How to Arrange for Recycling Services

- Businesses and multi-family complexes that meet the threshold requirements must arrange for recycling services. Your current solid waste and recycling hauler is Consolidated Disposal Service, (800) 299-4898.
- Businesses may also donate, sell and/or make other arrangements for pick up and recycling of the materials. This includes self-hauling the materials to recycling facilities.

Opportunities to Save Money by Recycling

You may be able to reduce your trash bill by requesting a separate recycling container from Consolidated Disposal Service. Recycling containers are free (no cost); therefore, if you can reduce the size and/or frequency of the collection of your trash containers by shifting the recyclable materials to a recycling container, you can cut your costs! Call Consolidated Disposal Service to schedule a site visit at (800) 299-4898. Your CDS representative can assist you in determining whether your property has the required space for a separate recycling container.

Opportunities to Save Resources and Help the Environment

Recycling conserves resources and reduces greenhouse gas emissions. It extends the life of our landfills and helps create a healthy environment for our community and future generations.

Be Sure to Educate Your Employees and Tenants

Employees and tenants are key to a successful recycling program. Please make sure your employees and tenants know which materials can be recycled and where to place the recyclable materials for temporary storage and ultimate collection.

What Not to Place in Recycling Bins

Some hazardous waste can be recycled if handled properly. Other types of hazardous waste must be sent to a special facility. No hazardous waste should be placed in trash or recycling containers.

- Hazardous waste such as batteries, paint, antifreeze, chemicals and cleaning products should not be mixed in with your recyclable materials set out for collection. Instead, these hazardous wastes should be recycled or disposed of properly. For more information about proper handling, please visit: <http://ladpw.org/epd/hhw/>
- Electronic devices such as old computers, monitors, TVs, and cell phones are recyclable but also contain hazardous materials. They should not be placed in trash or recycling bins. For more information about how to manage these items, please call Inglewood City Hall, Public Works Department, at (310) 412-5333.
- Got old tires? Make sure they end up in the right place by visiting: <http://dpw.lacounty.gov/epd/tirerecycling/collection.cfm>

Where to Go for More Information

- Information about California's business and multi-family recycling requirements is available from the California Department of Resources Recycling and Recovery (CalRecycle) at <http://www.calrecycle.ca.gov/recycle/commercial/>.

Information for Apartment Owners/Managers

It is important that both apartment managers and tenants understand the requirements to recycle, which materials can be recycled and where to place them for collection.

- State law Assembly Bill 341 requires multi-family communities with 5 or more units to recycle.
- State law Assembly Bill 341 requires apartment owners to offer recycling services, and residents are required by law to recycle.
- The attached flyer can be used to educate tenants about proper procedures for recycling. Copies of the flyer may be duplicated.
- Consider placing the flyers in areas such as laundry rooms or at garbage collection locations.
- Consider giving the flyer to new tenants when the lease is signed and annually to all other tenants.
- Consider including recycling requirements in tenant leases.

Sincerely,



Angela Williams
Environmental Services Manager

Enclosure



WHAT YOU NEED TO KNOW ABOUT

RECYCLING REQUIREMENTS FOR APARTMENTS

Why recycle?

- State law now requires that apartment communities/multi-family housing with 5 or more units must recycle.
- Recycling may provide opportunities to save money.
- Recycling helps conserve resources and also helps create a healthy environment for our community and future generations.
- Many apartment residents are requesting recycling. Providing recycling helps promote your community as environmentally friendly and may help fill vacancies.

How to get started

It's easy to recycle.

- Use the information on the other side of this flyer to help your residents learn what they must do and what items can be recycled.
- Make sure residents separate recyclable items from trash inside their home.
- Tell residents they must place recyclable items in outside recycling containers for collection.
- Make sure residents know where outside recycling containers are located.
- **Note:** Any business or individual may donate, sell and/or otherwise arrange for the pickup of recyclable materials.

Where to go for more information

To learn more, call your solid waste and recycling hauler, Consolidated Disposal Service, at (800) 299-4898.

For additional general information about recycling and waste reduction, visit the California Department of Resources Recycling and Recovery (CalRecycle) at www.calrecycle.ca.gov.







Information about multi-family recycling is available from the California Apartment Association at www.caanet.org/caarecycling.

WHAT YOU NEED TO KNOW ABOUT

RECYCLING REQUIREMENTS FOR APARTMENTS







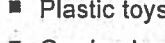



Apartment owners are required to offer recycling, and residents are required by law to recycle. Recycling helps conserve resources and also helps create a healthy environment for our community and future generations.

Types of material to recycle




- Clean, dry paper — junk mail, newspapers, magazines, phone books, catalogs
- Cardboard boxes
- Plastic and glass bottles and jars
- Metal and aluminum cans
- Metal containers and empty aerosol cans
- Plastic bags and dry cleaners bags

Don't put in recycling bin



- Broken glass
- Contaminated or wet paper
- Plastic hangers
- Plastic toys
- Garden hoses
- Rubber tires
- Hazardous waste — paint, batteries, antifreeze, pesticides, cleaning products, appliances, cell phones, TVs, computer monitors
- Do not place rubber tires or hazardous waste in recycling bins. For information on proper disposal or recycling of these materials, see <http://ladpw.org/epd/hhw/>.

How to recycle



Separate recyclable materials inside your home and place them in the outside recycling collection containers provided at your apartment community.

Where to go for more information

- Talk to your apartment manager.
-